

Luxembourg and the United States

United States in Luxembourg

23,640



Luxembourg in the United States

21,668

Jobs directly supported by majority-owned affiliates. Estimates for 2020. Total U.S.-related jobs are likely to be higher, because these figures do not include jobs created by trade flows, indirect employment effects through distributors or suppliers, or via non-equity arrangements such as strategic alliances, joint ventures, or other deals.

\$759.4 bn

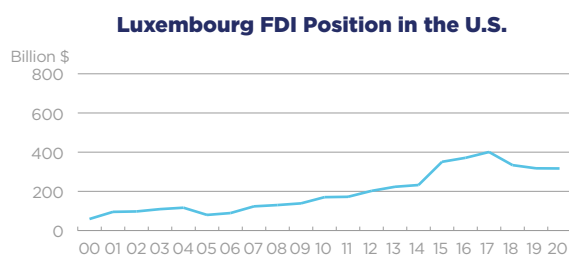
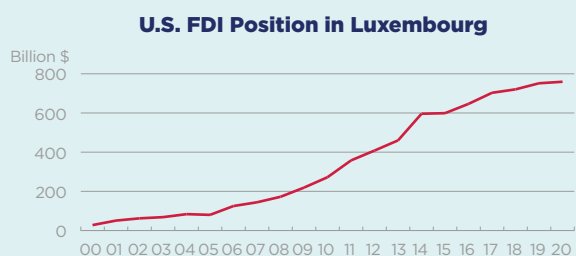


Foreign Direct Investment (FDI), 2020

Investment between the U.S. and Luxembourg is skewed in favor of Luxembourg. Estimated U.S. foreign affiliate sales in Luxembourg were about seven times greater than sales of Luxembourg affiliates in the U.S. Foreign direct investment and employment by Luxembourg firms in the U.S. have fluctuated over the past decade. In 2010 employment was at a peak of 38,300 workers, then fell to as low as 5,200 workers in 2016, and has since recovered to an estimated 21,700 workers in 2020.

\$316.8 bn

Foreign Direct Investment (FDI), 2020



Foreign direct investment position, historic-cost basis, 2000-2020.

\$1.4 bn



U.S. Goods Exports to Luxembourg, 2020

2.9% The U.S. supplied 2.9% of Luxembourg's total imports...

30.3% ...but the U.S. share increases to 30.3% when intra-EU trade is excluded from the total.

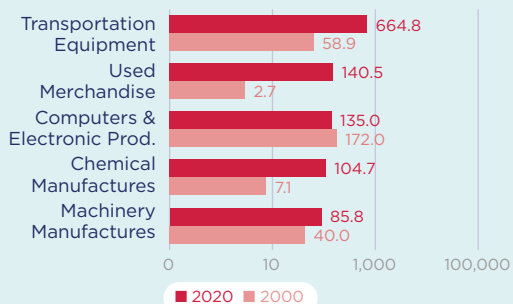
\$0.5 bn

U.S. Goods Imports from Luxembourg, 2020

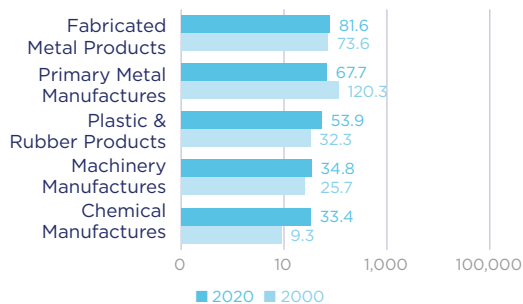
2.3% The U.S. received 2.3% of the total goods Luxembourg exported to the world...

13.7% ...but the U.S. share increases to 13.7% when intra-EU trade is excluded from the total.

Top Five U.S. Goods Exports to Luxembourg (\$ millions)



Top Five U.S. Goods Imports from Luxembourg (\$ millions)



Top State Exporters of Goods to Luxembourg (\$ millions)



Top State Importers of Goods from Luxembourg (\$ millions)



\$7.1 bn



U.S. Services Exports to Luxembourg, 2020

\$2.1 bn

U.S. Services Imports from Luxembourg, 2020

Note: U.K. included in EU for purposes of calculating intra-EU trade.
Sources: Bureau of Economic Analysis; U.S. Commerce Department; International Monetary Fund; Office of Trade and Economic Analysis.